

SWIPPER™

DISCREET
DRUG TEST

Cocaine Test Kits

SW-1000



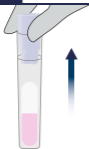
**Read
Before
Use**

As a precaution, gloves and eye protection should be worn when handling substances and using test units. Do not puncture any part of unit. Do not remove probe after breaking the ampule. In event of a spill, rinse affected area thoroughly with water. Keep out of reach of children. Store the tubes in a dark place, not exposed to light. All results are presumptive. If necessary, further testing by a competent drug testing lab can provide additional identification.

Test Preparation

1

Remove the SWIPPER™ Cap from the test unit.



Ensure that the test tube remains upright in order to avoid the ampule falling out of the tube.

2

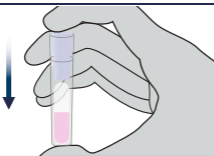
Sample the suspected substance with the SWIPPER™ Cap.



Test Preparation

3

Return the SWIPPER™ Cap to the test tube. Press firmly.



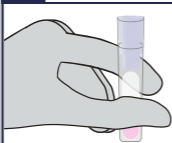
STOP

**Do not continue unless
the SWIPPER™ Cap
is properly secured.**

Identification

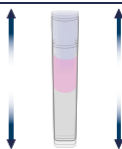
4

With **thumb and forefinger**, squeeze the test tube until the ampule breaks.



5

Gently shake test up and down to ensure that the liquid touches the Cap.



Results



The appearance of turquoise color particles on the cap, on the sides of the tube or within the liquid indicates the presence of **Cocaine**.



If **no** turquoise color develops, Cocaine is **not** present.



Disposal

The test kit is safe to dispose of in the trash.

01-22

IDenta
Detection Solutions



7 1290005 1397220

www.getswipper.com

Manufactured by IDenta Ltd
Patented Technology • Made in Israel